



## Instructions and Symbol Key for Design "Lots of Love"








---

**Fabric:** 14 count




**Stitches:** 58 x 36      **Size:** 4.14 x 2.57 inches or 10.52 x 6.53 cm

**Colours:** DMC

Use 2 strands of thread for cross stitch

<u>Sym</u>	<u>No.</u>	<u>Colour Name</u>	<u>Sym</u>	<u>No.</u>	<u>Colour Name</u>
	3829	3829		471	471
	745	745		470	470
	746	746		725	725
	469	469			

Use 1 strand of thread for backstitch

	DMC 3829	3829
	DMC 725	725
	DMC 469	469

This chart has been designed and printed with our best intentions of being without mistakes. However, the possibility of human error, printing mistakes or the variation of individual stitching does exist, and we regret that we cannot be responsible for this.

Produced using Cross Stitch Professional for Windows [www.dpsoftware.co.uk](http://www.dpsoftware.co.uk)  
Copyright © [www.alitadesigns.com](http://www.alitadesigns.com) 2018 All rights reserved.