



## Instructions and Symbol Key for Design "Miss Liberty"







---

**Fabric:** 14 count


**Stitches:** 42 x 72                      **Size:** 3.00 x 5.14 inches or 7.62 x 13.06 cm

**Colours:** DMC

Use **2** strands of thread for cross stitch

<u>Sym</u>	<u>No.</u>	<u>Colour Name</u>	<u>Sym</u>	<u>No.</u>	<u>Colour Name</u>
	310	Black		666	Bright red
	743	Medium yellow		818	Powder pink
	825	Sea blue		BLANC	BLANC

Use **1** strand of thread for backstitch

	DMC 310	Black
---	---------	-------

This chart has been designed and printed with our best intentions of being without mistakes. However, the possibility of human error, printing mistakes or the variation of individual stitching does exist, and we regret that we cannot be responsible for this.

Produced using Cross Stitch Professional for Windows [www.dpsoftware.co.uk](http://www.dpsoftware.co.uk)  
Copyright © alitadesigns.com 2020 All rights reserved.